

Child Maltreatment Death Investigations

In Virginia During State Fiscal Year 2022

Prepared by:

Child Protective Services Program

June 2023



VIRGINIA DEPARTMENT OF
SOCIAL SERVICES

Table of Contents

EXECUTIVE SUMMARY	1
I. CHILD DEATHS	2
Table 1: Dispositions of CPS Complaints with a Child Death by Locality	3
Table 2: Dispositions of Child Death Investigations	4
Table 3: Death Rate of Children in Virginia Due to Abuse or Neglect	5
Table 4: Child Fatality Investigations and Outcomes by Region	6
Table 5: Child Deaths Due to Abuse and/or Neglect and Rates by Region.....	6
II. CHILDREN	7
Table 6: Children Who Died from Abuse or Neglect by Age.....	7
Table 7: Children Who Died from Abuse or Neglect by Gender.....	8
Table 8: Children Who Died from Abuse or Neglect by Race.....	8
III. CARETAKERS	8
Table 9: Caretakers in Child Deaths from Abuse or Neglect.....	9
Table 10: Caretakers in Child Deaths from Abuse and/or Neglect by Race.....	9
Table 11: Caretakers in Child Deaths from Abuse and/or Neglect by Gender	10
Table 12: Caretakers in Child Deaths from Abuse and/or Neglect by Age	10
IV. CATEGORIES OF ABUSE AND NEGLECT	10
Table 13: Type of Neglect in Child Deaths.....	10
Table 14: Type of Abuse in Child Deaths	11
V. FAMILIES AND THE CHILD WELFARE SYSTEM	12
Table 15: Initial Safety Outcomes for Other Children in the Home.....	12
Table 16: Prior Child Welfare Involvement in Child Deaths from Abuse and/or Neglect	13
VI. REGIONAL CHILD FATALITY REVIEW TEAM ANALYSIS	13
VII. UNFOUNDED REPORTS	15
VIII. NEAR-FATALITIES	15
IX. APPENDICES	17
A. Table of Founded Investigations with a Child Death.....	17
B. Table of Unfounded Investigations with a Child Death.....	22

Child Death Investigations

During State Fiscal Year 2022

EXECUTIVE SUMMARY

This is a report on child deaths that were reported to local departments of social services (LDSS) and investigated during State Fiscal Year (SFY) 2022. This report includes a synopsis of data for all child abuse or neglect fatalities for SFY 2022, including demographic information pertaining to the victims, alleged abuser/neglector(s) and households impacted by those fatalities. It also highlights changes or trends from previous years. The information is used to evaluate and modify Virginia Department of Social Services (VDSS) policies, guidance, procedures and best practices where warranted.

The purpose of this report is to provide information on all child deaths that were investigated, with an emphasis on those deaths that occurred as a result of substantiated abuse or neglect. This report includes two appendices. Appendix A provides details for investigations that resulted in a founded disposition; Appendix B provides details of investigations that resulted in unfounded dispositions. A founded disposition means that a preponderance of the evidence demonstrates that child maltreatment occurred. This determination is based primarily upon first source, or direct evidence. A disposition of unfounded means there was not a preponderance of the evidence to warrant a founded disposition.

PRELIMINARY SUMMARY OF FINDINGS

In SFY 2022:

- LDSS investigated 164 child deaths suspected of being caused by abuse or neglect.
- Five child deaths suspected of being caused by abuse or neglect occurred in an out-of-family setting.
- There were 54 children whose deaths were the result of abuse or neglect.
- There were 101 investigations that resulted in an unfounded disposition; eight investigations were incomplete at the time of this report and one investigation was unable to be completed.
- Sixty-seven LDSS conducted at least one child death investigation.
- The Eastern Region investigated the most child deaths (48), while the Western Region experienced the highest rate of child deaths (8.5 deaths per 100,000 children).
- Children who died as a result of abuse or neglect ranged in age from birth to 17 years with more than 79% who were three and under.
- More male children (31) died from abuse or neglect than female children (23).
- The race of the children who died as a result of abuse or neglect included 59% who were White;

33% who were African American and 6% who were Multi-Racial.

- Seventy-one caretakers were determined to be responsible for the death of 54 children; thirty-seven of the caretakers were female and 31 were male.
- Fifty-one (72%) of the 71 caretakers were biological parents, and 39 (55%) of them were less than 30 years of age.
- Thirty-five (65%) of the 54 abuse-or-neglect-related child deaths involved physical neglect, and 16 (30%) child deaths involved physical abuse. Some children died from more than one type of abuse and/or in combination with physical neglect or medical neglect.
- Twenty-eight families (52%) had prior or active child welfare involvement.
- Thirty-seven families had other children living in the home at the time of the fatality.

I. CHILD DEATHS

LDSS conducted 164 investigations involving 164 child deaths suspected of being caused by child maltreatment in SFY 2022. LDSS determined that 54 children died as a result of abuse or neglect; 101 children were in unfounded reports; eight reports were pending at the time of this report; and one report was unable to be completed.

The Eastern Region investigated the most reports (48) followed by Piedmont (43), Northern (37), Central (21), and Western (15).

As highlighted in Table 1, 67 (56%) of the 120 LDSS investigated at least one child death. Newport News (11), Lynchburg (8) and Richmond City (7) had the highest number of investigations, not all of which were founded.

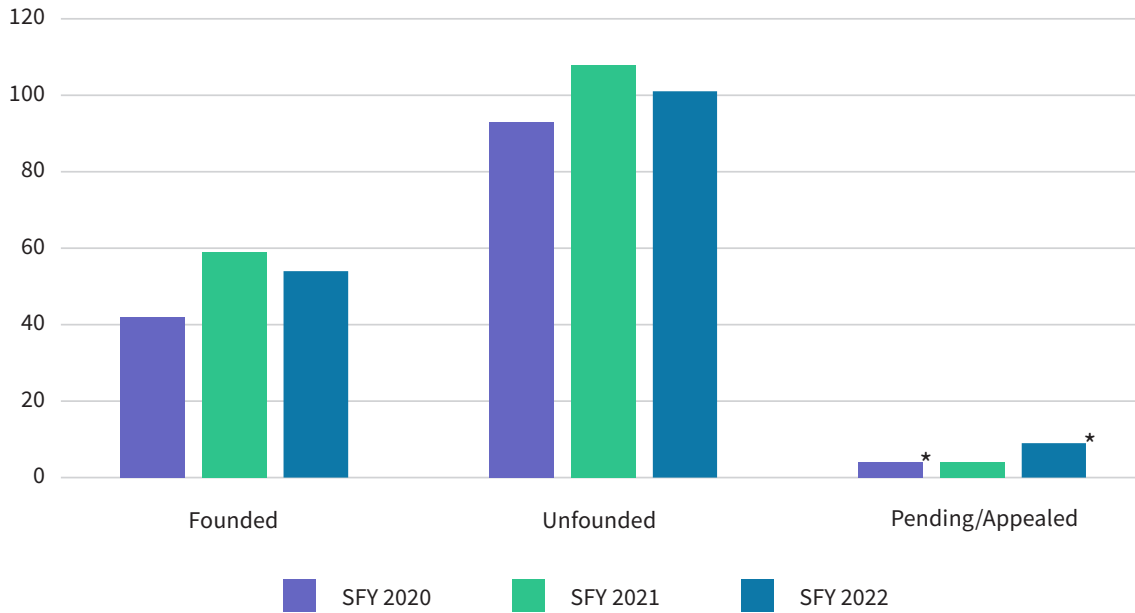
Table 1: Dispositions of CPS Complaints with a Child Death by Locality

LDSS	Founded	Unfounded	Pending/ Appeal	Grand Total	LDSS	Founded	Unfounded	Pending/ Appeal	Grand Total
Albemarle		1		1	Loudoun	1	1	1	3
Alleghany	1			1	Lunenburg	1	1		2
Amherst		1		1	Lynchburg	1	7		8
Augusta	1	5		6	Newport News	4	7		11
Bath		1		1	Norfolk	1	5		6
Bedford County	1			1	Norton	2			2
Buchanan	2			2	Page	1			1
Buckingham		1		1	Patrick	1			1
Campbell	1			1	Petersburg		3		3
Carroll		1		1	Pittsylvania		2		2
Charlottesville		1		1	Portsmouth	1	4		5
Chesapeake	1	5		6	Prince George		1		1
Chesterfield	2			2	Prince William	2	3		5
Clarke		2		2	Pulaski	1			1
Craig		1		1	Rappahannock	1			1
Culpeper	1			1	Richmond City	5	2		7
Danville		2		2	Roanoke City		4	1	5
Fairfax County	1	3		4	Roanoke County	1	1	1	3
Fauquier		2		2	Rockbridge			1	1
Fluvanna		1		1	Rockingham		1		1
Franklin City		1		1	Scott	1			1
Franklin County	1	1		2	Shenandoah		2		2
Frederick	1	1		2	Smyth		1		1
Giles		1		1	Spotsylvania	2	2		4
Gloucester	1	1		2	Stafford	4	2		6
Goochland		1		1	Suffolk		1	1*	2
Greensville	1			1	Tazewell	1	1		2
Halifax		1		1	Virginia Beach	1	5		6
Hampton	1	1	3	5	Warren		1	1	2
Harrisonburg	1			1	Washington	1	1		2
Henrico	1	2		3	Waynesboro	1	1		2
Henry		2		2	Winchester	1			1
Hopewell	1			1	Wise		1		1
James City		2		2	GRAND TOTAL	54	101	9*	164

Sources: VDSS, June 2023. Information obtained from LDSS
 One investigation was unable to complete.

As exhibited in Table 2, the percentages of founded versus unfounded dispositions involving child fatalities decreased for founded (33%) and decreased for unfounded (62%) dispositions.

Table 2: Dispositions of Child Death Investigations



Sources: VDSS, June 2023. Information obtained from LDSS.
One investigation was unable to be completed.

As shown in Table 3, the death rate for children who died from abuse or neglect increased from SFY 2020. According to the National Child Abuse and Neglect Data System (NCANDS) 2021 Child Maltreatment Report the national estimate of child deaths due to maltreatment has increased 7.7% since FFY 2017. Due to the relatively low frequency of child fatalities, the national rate is sensitive to which states report this data and changes in the child population estimates produced by the U.S. Census Bureau.

Table 3: Death Rate of Children in Virginia Due to Abuse or Neglect

SFY	Death Reports Investigated	Deaths Due to Abuse/Neglect	Death Rate (per 100,000)	National Death Rate**
2011	86	30	1.6	2.0
2012	107	37	2.0	2.1
2013	105	33	1.8	2.2
2014	124	47	2.5	2.0
2015	131	52	2.8	2.1
2016	129	46	2.5	2.3
2017	124	46	2.5	2.3
2018	118	40	2.1	2.3
2019	144	51	2.7	2.4
2020	139	42	2.2	2.5
2021	171	59	3.2	2.4
2022	164	54	2.7	2.4

*Death rate is calculated as number of deaths due to abuse/neglect divided by the state child population (2021 = 1,997,507)

Sources: VDSS, June 2023, Kids Count Data Center from the Annie E Casey Foundation

** Source: *Child Maltreatment 2021*. U.S. Department of Health and Human Services, Administration for Children and Families, Administration on Children, Youth and Families, Children's Bureau.

¹Source: *Child Maltreatment 2021*. U.S. Department of Health and Human Services, Administration for Children and Families, Administration on Children, Youth and Families, Children's Bureau.

As exhibited in Table 4, there were eight pending investigations in SFY2022. The Code of Virginia, specifically § 63.2-1505 B5, grants certain exceptions to the time frame for completing child death investigations, when such investigations require reports or records that are generated outside of the local department, such as an autopsy report. The time needed to obtain these reports or records is not counted towards the 45/60/90 day timeframes. The records must be necessary to complete the investigation and not available due to circumstances beyond the control of the local department.

Table 4: Child Fatality Investigations and Outcomes by Region

	Founded		Unfounded		Pending		Appealed		Total	
	#	%	#	%	#	%	#	%	#	%
Central	10	48.0	11	52.0	0	0.0	0	0.0	21	100.0
Eastern	11	23.0	33	69.0	4*	8.0	0	0.0	48	100.0
Northern	16	43.0	19	52.0	2	5.0	0	0.0	37	100.0
Piedmont	8	19.0	32	74.0	3	7.0	0	0.0	43	100.0
Western	9	60.0	6	40.0	0	0.0	0	0.0	15	100.0
Statewide	54	33.0	101	62.0	9*	5.0	0	0.0	164	100.0

Sources: VDSS, June 2023. Information obtained from LDSS.

*One investigation was unable to be completed.

VDSS also reports by region the ratio of child deaths to the population of children less than 18 years of age, as well as examines the number of child deaths and the percentages of founded investigations.

As exhibited in Table 5, the rate of child deaths per 100,000 children has decreased in the Eastern and Piedmont Regions since SFY 2020. It should be noted that an increase of one or two child deaths would have a more significant impact on regions with a low child population (i.e. the Western Region) versus a region with a high child population (i.e. the Eastern Region).

Table 5: Child Deaths Due to Abuse or Neglect and Rates by Region

	SFY 2020		SFY 2021		SFY 2022	
	Deaths	Rate (Per 100,000)	Deaths	Rate (Per 100,000)	Deaths	Rate* (Per 100,000)
Central	9	3.0	12	4.0	10	3.4
Eastern	15	3.7	16	3.9	11	2.7
Northern	5	6.2	7	0.8	16	2.0
Piedmont	10	4.2	14	5.9	8	3.4
Western	3	2.8	10	9.5	9	8.5

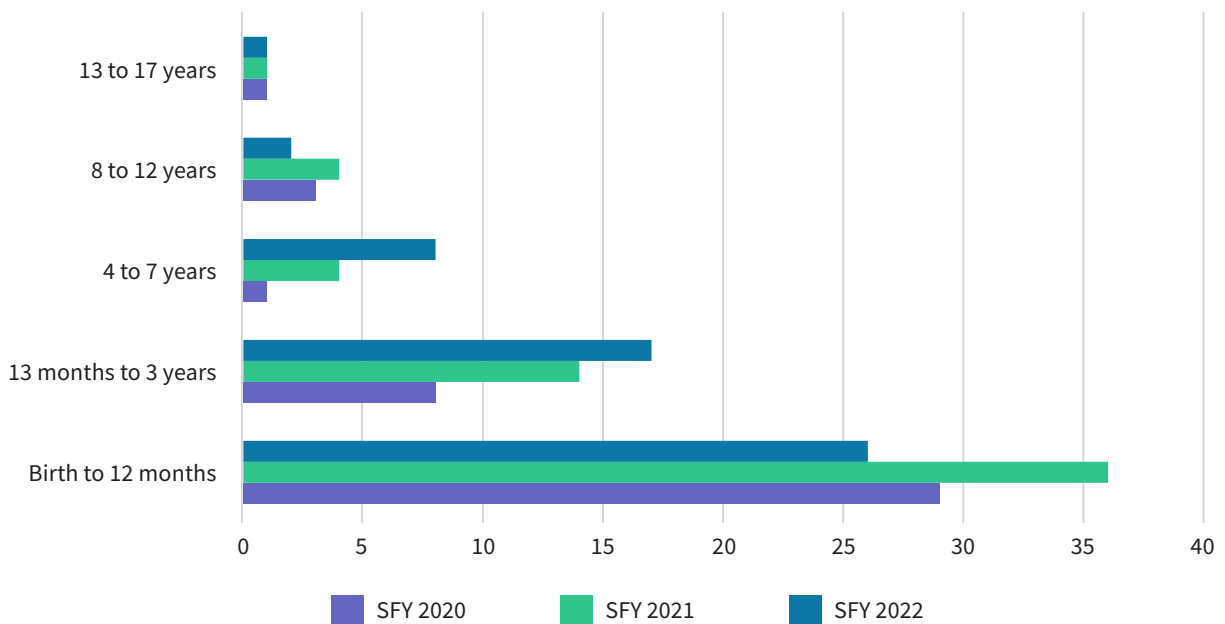
Sources: VDSS, June 2023. Information obtained from LDSS. Kids Count Data Center from the Annie E Casey Foundation. *The population data used to determine rate per 100,000 for children <18 years of age by region are: Central: 294,304; Eastern: 408,211; Northern: 801,031; Piedmont: 236,312; Western: 105,704.

II. CHILDREN

LDSS investigated the deaths of 164 children in SFY 2022; and 54 children were found to have died as a result of abuse or neglect. This section provides detailed demographic information and trends for the children involved in child death investigations and whose deaths were determined to be the result of abuse or neglect.

As highlighted in Table 6, children under the age of three continue to be the most vulnerable to die as a result of abuse or neglect. Virginia's percentage for SFY 2022 was 79%, which is higher than the percentage throughout the country. Nationally, 66.2% of all child fatalities in FFY 2021 were children younger than three years of age.²

Table 6: Children Who Died From Abuse or Neglect by Age



Sources: VDSS, June 2023. Information obtained from LDSS.

As shown in Table 7, there were significantly more male child deaths than female in SFY 2022. This is consistent with the national data which indicates that boys experienced a higher fatality rate (3.01 per 100,000) than girls (2.15 per 100,000).³

^{2,3,4} Source: *Child Maltreatment 2021*. U.S. Department of Health and Human Services, Administration for Children and Families, Administration on Children, Youth and Families, Children's Bureau.

Table 7: Children Who Died From Abuse or Neglect by Gender

	SFY 2020			SFY 2021			SFY 2022		
	#	%	Rate (per 100,000)	#	%	Rate* (per 100,000)	#	%	Rate* (per 100,000)
Female	16	38.0	1.7	25	42.4	2.7	23	42.6	2.5
Male	26	62.0	2.7	34	57.6	3.5	31	57.4	3.2
Total	42	100.0	2.2	59	100.0	3.1	54	100.0	2.9

Sources: VDSS, June 2023. Information obtained from LDSS. Kids Count Data Center from the Annie E Casey Foundation. *The population data used to determine rate per 100,000 for children <18 years of age was females: 919,618 and males: 965,208.

As exhibited in Table 8, 49% of the children who died as a result of abuse or neglect in Virginia were White and 32% were African-American. The disproportionate rate of African-American child deaths in Virginia is slightly below the national data.⁴

Table 8: Children Who Died From Abuse or Neglect by Race

	SFY 2020		SFY 2021		SFY 2022		Rate* (per 100,000)
	Number	Percent	Number	Percent	Number	Percent	
African-American	16	38.0	19	32.2	18	33.0	4.8
White	20	48.0	29	49.2	32	59.0	3.2
Multi-racial	5	12.0	9	15.3	3	6.0	2.5
Asian	0	0.0	1	1.7	0	0.0	0.0
Unknown	1	2.0	1	1.7	1	2.0	N/A
Total	42	100.0	59	100.0	54	100.0	2.8

Sources: VDSS, June 2023. Information obtained from LDSS. Kids Count Data Center f/t Annie E Casey Foundation. *The population data used to determine rate per 100,000 for children <18 years of age was African American: 374,628; White: 979,043; multi-racial: 116,030; Asian: 129,217; total: 1,884,826.

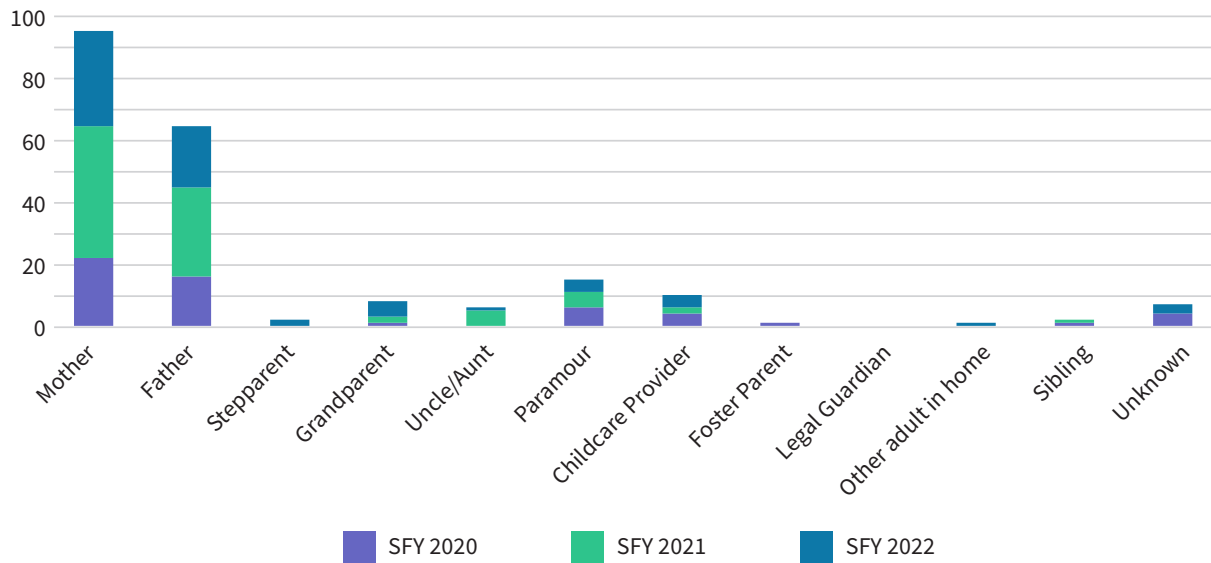
III. CARETAKERS

CPS investigates child fatalities that are suspicious for abuse or neglect committed by a caretaker **only**.

As shown in Table 9, LDSS determined that there were 71 caretakers responsible for the deaths of 54 children due to abuse or neglect in SFY 2022. Fifteen victims were abused or neglected by two different caretakers and one victim was abused or neglected by three different caretakers. The majority of caretakers (72%) were the biological parents, which is less than the national data (80.3%) that indicates the parents acted alone, together or with other individuals.⁵ Caretakers also include regulated (licensed) childcare providers.

⁵Source: Child Maltreatment 2021. U.S. Department of Health and Human Services, Administration for Children and Families, Administration on Children, Youth and Families, Children's Bureau.

Table 9: Caretakers in Child Deaths from Abuse or Neglect



Source: VDSS, June 2023. Information obtained from LDSS.

Nationally, more than 15 percent (16.2%) of fatalities did not have a parental relationship to their perpetrator.⁶ Sometimes the identity of a caretaker is unknown. Unknown is used when an investigation reveals that the child was physically abused or neglected, but the LDSS is unable to establish the identity of the responsible caretaker. If new information is received regarding the identity of the caretaker, a new investigation may be conducted.

As highlighted in Table 10, the race of the caretakers was primarily White (58%) and African – American (29%).

Table 10: Race of Caretakers in Child Deaths from Abuse or Neglect

	SFY 2020		SFY 2021		SFY 2022	
	Number	Percent	Number	Percent	Number	Percent
African-American	25	45.4	26	30.0	21	29.0
White	24	44.0	52	60.0	41	58.0
Asian	1	2.0	1	1.1	0	0.0
Unknown	5	9.0	4	4.6	9	13.0
Multi-racial	0	0.0	4	4.6	0	0.0
Total Caretakers	55	100.00	87	100.0	71	100.0

Source: VDSS, June 2023. Information obtained from LDSS.

⁶Source: *Child Maltreatment 2021*. U.S. Department of Health and Human Services, Administration for Children and Families, Administration on Children, Youth and Families, Children’s Bureau.

As shown in Table 11, there are typically more female perpetrators of child maltreatment than male perpetrators.

Table 11: Gender of Caretakers in Child Deaths from Abuse or Neglect

	SFY 2020		SFY 2021		SFY 2022	
	Number	Percent	Number	Percent	Number	Percent
Female	30	54.5	54	62.0	37	52.0
Male	21	38.1	33	38.0	31	44.0
Unknown	4	7.3	0	0.0	3	4.0
Total Caretakers	55	100.0	87	100.0	71	100.0

Source: VDSS, June 2023. Information obtained from LDSS.

As exhibited in Table 12, the ages of caretakers ranged from 18 to 60 years in SFY 2022. The majority of the caretakers (51%) were between 20 and 29 years of age.

Table 12: Age of Caretakers in Child Deaths from Abuse or Neglect

	SFY 2020		SFY 2021		SFY 2022	
	Number	Percent	Number	Percent	Number	Percent
Under 20 years	2	3.6	8	9.1	3	4.0
20 to 29 years	25	45.4	38	44.0	36	51.0
30 to 39 years	14	25.4	27	31.0	18	25.0
40 to 49 years	4	7.2	9	10.3	3	4.0
50 or older	3	5.4	4	4.6	5	7.0
Unknown	7	13.0	1	1.1	6	9.0
Total	55	100.0	87	100.0	71	100.0

Source: VDSS June 2023. Information obtained from LDSS.

IV. CATEGORIES OF ABUSE AND NEGLECT

In SFY 2022, 54 children died as a result of at least one type of abuse or neglect. Some children were abused or neglected in more than one way and by more than one caretaker. Of the children who died, 35 (65%) had been physically neglected and 16 (30%) had been physically abused. Three children (5%) were medically neglected.

The type of abuse or neglect is not necessarily the *cause of death* for the child. For example, a child accidentally, fatally shot himself. The cause of death (determined by the medical examiner) would be gunshot wound of the head; the type of abuse or neglect (determined by CPS) would be neglect (failing to do something on behalf of the child).

As highlighted in Table 13, 35 (65%) of the child deaths involved some type of physical neglect. The two most prevalent types of neglect were Inadequate Supervision and Other/Unspecified sub-type. When determining the validity of a report, the alleged inaction by the caretaker may not clearly fit into the pre-defined sub-categories but still encompasses physical neglect so the Other/Unspecified sub-type is utilized by the LDSS.

Table 13: Types of Neglect in Child Deaths

	SFY 2020	SFY 2021	SFY 2022
Abandonment	0	0	0
Inadequate Supervision	13*	15	12
Inadequate Shelter	0	1	0
Inadequate Food	1	0	0
Failure to Thrive	0	0	0
Medical Neglect	0	0	0
Other/Unspecified sub-type	14	22	23

Source: VDSS, June 2023. Information obtained from LDSS.
 Three gun-related deaths were founded for physical neglect

Medical neglect directly caused or contributed to the death of three children (5%). Medical neglect involves a caretaker’s failure to obtain a child’s necessary medical care or to follow doctor-recommended medical regimen for the child.

As illustrated in Table 14, 16 (30%) children died as a result of physical abuse in SFY 2022.

Table 14: Types of Abuse in Child Deaths

	SFY 2020	SFY 2021	SFY 2022
Asphyxiation (accidental or intentional)	0	3	0
Bone Fracture	1	1	1
Burns	0	0	0
Bruises	2	1	0
Gunshot	0	0	1
Poisoning	0	2	3
Abusive Head Trauma	0	0	1
Stabbing	0	0	0
Internal Injuries	0	1	0
Head Injury	4	3	3
Chronic Physical Abuse ¹	0	0	0
Other or Unspecified Type	6	8	7

Source: VDSS, June 2023. Information obtained from LDSS.
¹Chronic Physical Abuse, formerly known as Battered Child Syndrome.

V. FAMILIES AND THE CHILD WELFARE SYSTEM

When initiating a response to a child fatality report, CPS conducts an assessment of immediate harm or threat of harm toward any sibling(s) or other child(ren) in the home. Based on this initial safety assessment, a safety plan may be developed with the family for a course of action to mitigate any danger(s) or threat(s) of harm. The following information identifies those families and the resulting protective action taken by the LDSS.

As shown in Table 15, there were 54 households that involved 54 child death investigations resulting in founded dispositions for SFY 2022; 37 (69%) of those households had other children for whom initial safety was assessed. All of the remaining households had no other children in the home.

Table 15: Initial Safety Outcomes for Other Children in the Household

	SFY 2020	SFY 2021	SFY 2022
	# Families	# Families	# Families
Safety plan with family	4	10	12
Safety plan with relatives/family friends	23	25	25
Emergency removal/foster care	1	7	0
Total Families	28	42	37

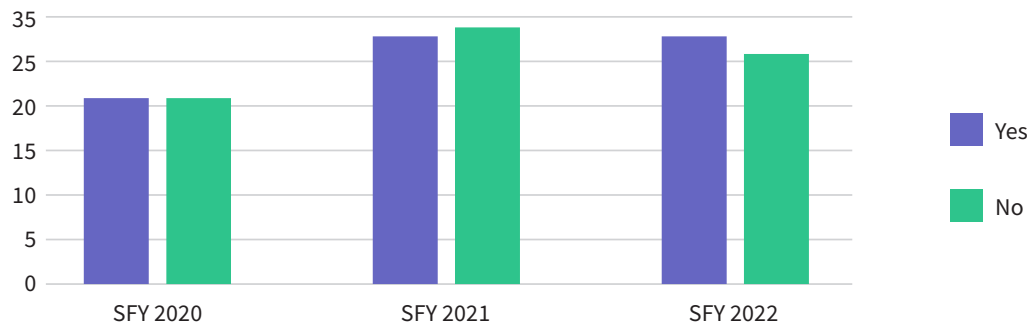
Source: VDSS, June 2023. Information obtained from LDSS.

In SFY2022, a plan was developed with 12 households that allowed the siblings to remain in their own homes. An additional 25 households placed their children in alternate living arrangements with relatives or family friends, while maintaining legal custody of their children.

As a result of CPS involvement, families were provided services that include: grief counseling; burial assistance; home visiting; parent education and mental health services; substance use assessments and treatment; intimate partner violence services; and protective orders.

As exhibited in Table 16, there were 54 victims (54 households) in founded CPS fatality investigations for SFY 2022; 28 families (52%) had prior or active child welfare involvement.

Table 16: Prior Family Child Welfare Involvement in Child Deaths from Abuse or Neglect



Source: VDSS, June 2023. Information obtained from LDSS.

Prior involvement means that the alleged abuser, victim child or siblings were previously the subject of a family assessment, an investigation, in-home service or foster care case. It does not include any caretaker’s history of abuse or neglect that occurred as a child or any reports of suspected child abuse or neglect that did not meet validity criteria. Prior involvement also includes any open family assessment, investigation or case at the time of the child’s death. It may also have occurred in more than one locality or a locality different from where the child died. See the Table of Founded Child Deaths in Appendix A for further details.

VI. REGIONAL CHILD FATALITY REVIEW TEAM ANALYSIS

Regional Child Fatality Review Teams (CFRT) convene to examine deaths that local departments of social services (LDSS) investigated. CFRT focus on identifying risk factors, trends and patterns, developing recommendations and creating action plans. The Code of Virginia, specifically §32.1-283.2 provides the authority for the work of CFRT.

There is a CFRT, which is multidisciplinary in structure, in each of the five VDSS regions. Virginia is one of 45 states that utilize the National Center for Fatality Reviews and Prevention of Child Death Case Reporting Tool to document child fatalities. Review teams are required to enter results of the review process into the National Center for Fatality Review and Prevention’s database.

In SFY 2022, the teams conducted reviews of the child deaths that occurred in SFY 2021. Some teams reviewed cases from previous fiscal years that had been suspended due to ongoing criminal investigations.

Region	Number of Cases Reviewed
Central	24
Eastern	35
Northern	21
Piedmont	25
Western	13

Each Regional Child Fatality Review Team reports annually the significant findings and themes from the reviews as well as recommendations or initiatives that result from the team’s discussion of that year’s child death cases. Highlights of SFY 2021’s regional recommendations:

- Enhance public awareness campaigns related to safe sleep practices, gun safety, and substance abuse while targeting under reached populations such as the recovery community, fathers, grandparents, older siblings, and non-familial caretakers.
- Improve local and state partnerships with community resources to streamline education efforts around the prevention of child fatalities.
- Strengthen collaboration between law enforcement and CPS on joint investigations involving child deaths, to include developing or revising the Memorandums of Understanding (MOUs) between local departments.

In response to these recommendations, VDSS implemented the following projects and initiatives:

- Created infographics around safe sleep practices, gun safety, and water safety that were made available for LDSS staff and the public. All three resources are available on the Virginia Department of Social Services public website. While water-related deaths were not a theme across all regions, the number of these deaths increased significantly (eleven deaths in SFY 2022 compared to 5 deaths in SFY2021).
- Developed and implemented a Child Death Investigative Protocol in collaboration with the Department of Criminal Justice Services (DCJS). The protocol calls for a uniform and collaborative response to child death investigations in Virginia. Teams of at least one law enforcement officer and one CPS investigator within each county/locality will be offered trainings on this protocol in 2023.
- Developed an in-person training for LDSS staff specific to child fatality investigations.

The following are highlights of SFY 2022’s regional recommendations:

- Enhance public awareness campaigns related to safe sleep practices while continuing to target under reached populations such as the recovery community, fathers, grandparents, older siblings, and non-familial caretakers.
- Improve local and state partnerships with community resources to promote safe sleep messaging to ensure families are receiving safe sleep education prior to child welfare involvement.
- Provide more educational materials in multiple languages.

VII. UNFOUNDED REPORTS

In SFY 2022, there were 101 (66%) child fatality reports and investigations with an unfounded disposition. An unfounded disposition does not mean the abuse or neglect did not occur. An unfounded disposition means the investigation lacked a preponderance of the evidence to warrant a disposition of founded.

Of the 101 unfounded reports:

- Seventy-six of the reports (75%) involved a child less than one year of age.
- Sixty-one of the 101 reports (60%) were sleep-related. This means the actual surface the child slept on, with whom the child was sleeping, or how the child was sleeping. This includes children who suffocated or accidentally asphyxiated due to their sleep environment.

Many of the sleep-related child deaths resulted in a determination by a medical examiner that the cause of death was Sudden Unexplained Infant Death (SUID). SUID is a diagnosis of exclusion, made when there is an absence of pathological findings revealing injury, violence, disease, or other fatal medical condition. A SUID diagnosis recognizes a host of confounding factors, most importantly, the presence of unsafe sleep factors and/or medical problems such as pneumonia, prematurity or congestion⁷.

VIII. NEAR-FATALITIES

CAPTA (Child Abuse Prevention and Treatment Act) defines a “near fatality” as *an act that, as certified by a physician, places the child in serious or critical condition (22VAC40-705-10). “Life-threatening condition” means a condition that if left untreated, more likely than not will result in death and for which the recommended medical treatments carry a probable chance of impairing the health of the individual or a risk of terminating the life of the individual.*

There were 27 near-fatalities reported and investigated by LDSS for possible abuse or neglect. Eleven of the 27 children were under the age of one, ten were between 13 months old and 3 years old, and the remaining six children ranged in age from four to 14 years old. Fifty-six percent (15) of the children were male and 44% (12) were female. The race of the children was 48% African-American; 48% White, and one child was Multi-Racial. Eighteen of the 27 investigations (67%) were founded for abuse or neglect; seventeen of the families had prior child welfare involvement.

⁷Excerpt from Sleep-Related Infant Deaths in Virginia, a report from the Virginia State Child Fatality Review Team. <http://www.vdh.virginia.gov/medExam/childfatality-reports.htm>

IX. APPENDICES

A. TABLE OF CHILD DEATH INVESTIGATIONS WITH A FOUNDED DISPOSITION

Locality	Date of Death	Date of Birth	Age (years)	Child Sex	Race	Abuser (s)	Abuse Type	Previous History	Summary (SUID stands for Sudden Unexpected Infant Death)
Tazewell	4/22/2021	1/13/2021	0.3	M	W	mother uncle	Physical Abuse Physical Abuse	In January 2021, a report was received for neglect by the mother involving the deceased child (born substance-exposed). Services were provided.	Child was found unresponsive in the home. Cause of death is methadone and suboxone toxicity.
Franklin County	7/2/2021	1/2/2014	7.5	M	W	grandmother grandfather	Medical Neglect Medical Neglect	Between March 2019 and May 2019, two reports were received for neglect by the biological mother involving the deceased child, siblings and half-siblings. The deceased child and siblings were placed with a relative. Services were provided. The half-siblings were later removed, placed into foster care and adopted in March 2021.	Child was found unresponsive in a relative's home. Cause of death is blunt force trauma to the head.
Lunenburg	7/25/2021	10/11/2016	4.8	M	Multi	mother	Physical Neglect	Between October 2018 and April 2021, there were four reports received for abuse or neglect involving the mother, the mother's paramour, and the decedent's half-siblings. Each report led to an investigation, all of which were founded. Services were provided.	Child was found unresponsive and pronounced deceased after a motor vehicle accident.
Page	7/27/2021	6/25/2021	0.1	M	W	mother father	Physical Neglect Physical Neglect	In October 2019, Page completed a family assessment for neglect by the mother involving the oldest half-sibling. Services were provided.	Child was found unresponsive in the home. Cause of death is undetermined.
Buchanan	8/3/2021	4/9/2020	1.3	M	W	father	Physical Neglect	None.	Child was found unresponsive in the family's pool. Cause of death is drowning.
Richmond City	8/5/2021	5/2/2020	1.3	F	AA	mother	Physical Neglect	None.	Child was found unresponsive in the family's bathtub. Cause of death is accidental drowning.
Richmond City	8/10/2021	7/19/2021	0.1	F	W	father	Physical Abuse	Between January and March 2020, three reports were received for neglect by the mother involving a sibling of the deceased child. One report resulted in an investigation; the investigation was unfounded. Services were provided.	Child became unresponsive in the home. Cause of death is blunt force trauma.
Stafford	8/11/2021	12/21/2020	0.6	F	AA	mother	Physical Neglect	In 2007, services were provided to the mother and a sibling of the deceased child. The case was closed in 2008.	Child was found unresponsive in the home. Autopsy report not documented.
Prince William	8/11/2021	5/6/2019	2.3	F	AA	father	Physical Neglect	None.	Child was found unresponsive and pronounced deceased following a motor vehicle accident.

A. TABLE OF CHILD DEATH INVESTIGATIONS WITH A FOUNDED DISPOSITION

continued

Locality	Date of Death	Date of Birth	Age (years)	Child Sex	Race	Abuser (s)	Abuse Type	Previous History	Summary (SUID stands for Sudden Unexpected Infant Death)
Newport News	8/13/2021	11/6/2019	1.8	M	W	mother mother's paramour	Physical Neglect Physical Neglect	In 2004, services were provided to the mother and a sibling of the deceased child. Custody of the sibling was later awarded to the biological father. In September 2020, a report was received for neglect by the mother involving the deceased child.	Child was found unresponsive in the home. Cause of death is complications of multi-drug ingestion.
Rappahannock	8/10/2021	1/10/2014	7.6	F	W	grandfather	Physical Neglect	None.	Child was pronounced deceased following an accident on an ATV. Autopsy report not documented.
Richmond City	8/27/2021	3/14/2014	7.5	F	AA	mother	Physical Abuse	In July 2018, a report was received for neglect by the mother involving the deceased child. Services were already being provided. In February 2019, a report was received for abuse by the mother involving the deceased child and older sibling.	Child was found unresponsive in the home. Cause of death is acute fentanyl and heroin toxicity.
Virginia Beach	9/6/2021	7/28/2021	0.1	F	W	mother father	Physical Neglect Physical Neglect	None.	Child was found unresponsive. Cause of death is SUID associated with methamphetamine and amphetamine intoxication and unsafe sleep.
Stafford	9/5/2021	2/25/2020	1.5	M	W	mother	Physical Neglect	In February 2019, a report was received for neglect by the mother involving the sibling. Services were provided.	Child was found unresponsive in a creek near the family's home. Cause of death is accidental drowning.
Buchanan	9/10/2021	1/2/2020	1.7	M	W	mother father	Physical Neglect Physical Neglect	There were two prior family assessments for medical neglect (March 2019) and substance-exposed infant (January 2020). Services were provided.	Child was found unresponsive in the family's pool. Cause of death is undetermined.
Stafford	9/19/2021	5/4/2018	3.4	M	W	father	Physical Neglect	None.	Child was found unresponsive in the family's pool. Cause of death is drowning.
Norfolk	9/26/2021	11/17/2010	10.9	F	AA	mother's paramour	Physical Abuse	None.	Child was found unresponsive in the home. Cause of death is gunshot wound.
Campbell	9/30/2021	7/2/2021	0.2	F	Multi	mother father	Physical Abuse Physical Neglect	In April 2020, a prevention case was opened due to concerns regarding the decedent's older sibling. In July 2021, a report was received due to concerns about the mother's ability to care for the decedent and the decedent's twin sibling; services were offered.	Child was found unresponsive in the home. Cause of death is blunt force trauma to the head.
Spotsylvania	10/2/2021	5/23/2021	0.4	M	AA	mother	Physical Neglect	None.	Child was found unresponsive in the home. Cause of death is malnourishment and dehydration.
Roanoke County	10/21/2021	7/10/2020	1.3	M	Multi	mother	Physical Neglect	Between July 2015 and October 2021, there were four investigations and three family assessments regarding abuse and neglect by the mother of the decedent and older siblings. Services were provided. The mother's two oldest children were removed, placed into foster care, and ultimately adopted after the mother's parental rights were terminated.	Child was found unresponsive in the home. Cause of death is acute methadone poisoning.

A. TABLE OF CHILD DEATH INVESTIGATIONS WITH A FOUNDED DISPOSITION

continued

Locality	Date of Death	Date of Birth	Age (years)	Child Sex	Race	Abuser (s)	Abuse Type	Previous History	Summary (SUID stands for Sudden Unexpected Infant Death)
Newport News	10/29/2021	12/11/2018	2.9	M	AA	father	Physical Neglect	None.	Child was found unresponsive in the home. Cause of death is an accidental gunshot wound of the torso.
Frederick	10/24/2021	5/7/2021	0.5	F	W	unk	Physical Abuse	None.	Child became unresponsive in the home. Cause of death is undetermined.
Loudoun	11/26/2021	5/25/2021	0.5	M	W	unk	Physical Neglect	None.	Child was found unresponsive in the home. Cause of death is SUID associated with unsafe sleep.
Alleghany	12/1/2021	6/15/2018	3.5	M	W	grandfather	Physical Neglect	None.	Child was found unresponsive in the home. Cause of death is gunshot wound.
Pulaski	12/6/2021	9/30/2016	5.2	M	W	child care worker-unreg child care worker-unreg child care worker-unreg	Physical Neglect Physical Neglect Physical Neglect	In 2018, there were two Investigations and one ongoing case involving the decedent's biological parents and a babysitter. Services were provided. Custody of the decedent was transferred to a relative during the ongoing case.	Child was found unresponsive in a pool. Cause of death is drowning.
Richmond City	12/12/2021	5/28/2021	0.5	M	AA	mother	Physical Abuse	Between 2015 and 2021, there were five Family Assessments, two Investigations, and one ongoing case regarding physical neglect by the mother of the decedent and older siblings. Custody of the siblings was transferred to a relative in 2020. Services were provided.	Child was found unresponsive in a relative's home. Cause of death is fentanyl poisoning.
Hampton	12/18/2021	7/30/2021	0.4	F	AA	mother	Physical Neglect	None.	Child was found unresponsive in the home. Cause of death is suffocation due to wedging between an adult mattress and a body pillow.
Lynchburg	1/18/2022	11/12/2021	0.2	F	AA	father mother	Physical Abuse Physical Abuse	None.	Child was found unresponsive in the home. Cause of death is blunt injuries to the torso.
Waynesboro	1/29/2022	9/4/2014	7.4	F	W	grandmother other	Physical Neglect Physical Neglect	None.	Child became unresponsive in the home. Cause of death is multiple puncture wounds to the neck.
Gloucester	2/10/2022	12/26/2021	0.1	M	W	father mother	Physical Neglect Physical Neglect	None.	Child was found unresponsive in the home. Cause of death is SUID associated with multiple unexplained blunt force injuries and co-sleeping on an unsafe sleep surface.
Scott	2/24/2022	10/4/2021	0.4	F	W	mother father	Physical Neglect Physical Neglect	None.	Child was found unresponsive in the home. Cause of death is accidental suffocation due to co-sleeping.
Stafford	3/15/2022	7/9/2021	0.7	M	W	mother	Physical Neglect	Between 2020 and 2022, there were three Family Assessments and one Investigation regarding allegations of physical neglect by the mother of the decedent's older siblings. Services were provided.	Child was found unresponsive in the home. Cause of death is wedging.

A. TABLE OF CHILD DEATH INVESTIGATIONS WITH A FOUNDED DISPOSITION

continued

Locality	Date of Death	Date of Birth	Age (years)	Child Sex	Race	Abuser (s)	Abuse Type	Previous History	Summary (SUID stands for Sudden Unexpected Infant Death)
Richmond City	4/3/2022	1/14/2022	0.2	M	AA	mother	Physical Neglect	Between 2008 and 2021, there were two ongoing cases opened to support the mother and siblings of the decedent. Services were provided.	Child was found unresponsive in the home. Cause of death is undetermined.
Portsmouth	4/8/2022	4/1/2022	0.0	M	W	mother father	Physical Neglect Physical Neglect	None.	Child was found unresponsive in the home. Cause of death is SUID associated with an unsafe sleep environment.
Newport News	4/8/2022	11/1/2021	0.4	M	W	mother	Physical Neglect	None.	Child was found unresponsive in the home. Cause of death is SUID associated with co-sleeping and unsafe sleep surfaces.
Henrico	4/19/2022	1/30/2019	3.2	M	AA	mother	Physical Abuse	None.	Child was found unresponsive in the home. Cause of death is complications of neglect and malnourishment/dehydration (other contributory factors: blunt force injury).
Greensville	4/21/2022	10/28/2021	0.5	F	AA	mother's paramour	Physical Abuse	In May 2017, a Family Support case was opened for the mother and her then 1-year-old child. Services were provided. The case was closed in October 2017 after custody of the mother's child was transferred to the maternal grandmother.	Child became unresponsive in the home. Cause of death is blunt force trauma to the head.
Norton	4/23/2022	9/22/2017	4.6	M	W	father	Physical Abuse	In April 2021, a Family Assessment was opened after a sibling made allegations that there was domestic violence occurring in the home between the mother and the decedent's father. Services were provided.	Child passed away in the hospital following an incident of physical abuse. Cause of death is blunt force trauma to the head.
Chesapeake	5/2/2022	2/26/2019	3.2	F	AA	father	Physical Neglect	None.	Child found unresponsive in a body of water near the home. Cause of death is drowning.
Patrick	5/6/2022	1/3/2022	0.3	M	W	mother	Physical Neglect	In January 2022, a report was received following the birth of the decedent who was substance exposed to THC and Subutex. Services were provided.	Child was found unresponsive in the home. Cause of death is asphyxia by wedging.
Spotsylvania	5/8/2022	5/18/2017	5.0	M	W	mother	Physical Neglect	None.	Child was found unresponsive in the home. Cause of death is delta-8-tetrahydrocannabinol toxicity.
Hopewell	5/7/2022	10/12/2021	0.6	M	W	Unknown	Physical Abuse	In November 2021, an Investigation was opened after the decedent (then five week old infant) was found to have an oblique transverse fracture of the right arm. Services were provided.	Child was found unresponsive in the home. Cause of death is undetermined.
Bedford County	5/7/2022	3/5/2022	0.2	M	W	father	Physical Abuse	In April 2021, a Family Assessment was opened after receiving a report that controlled substances were being manufactured and sold in the home. Services were provided.	Child was found unresponsive in the home. Cause of death is blunt injuries to the head.
Newport News	5/31/2022	2/12/2019	3.3	F	AA	child care worker- unreg	Physical Abuse	None.	Child was found unresponsive. Cause of death is acute combined heroin, fentanyl, and tramadol overdose.
Washington	6/7/2022	8/6/2021	0.8	M	W	father	Physical Neglect	None.	Child was found unresponsive in bath tub. Cause of death is drowning.

A. TABLE OF CHILD DEATH INVESTIGATIONS WITH A FOUNDED DISPOSITION

continued

Locality	Date of Death	Date of Birth	Age (years)	Child Sex	Race	Abuser (s)	Abuse Type	Previous History	Summary (SUID stands for Sudden Unexpected Infant Death)
Winchester	6/10/2022	5/18/2022	0.1	F	W	mother father	Physical Neglect Physical Neglect	The family was previously the subject of four Family Assessments, one Investigation, and one Ongoing case. Three older siblings were born substance-exposed and one sibling passed away in 2021. Services were provided.	Child was found unresponsive in the home. Cause of death is undetermined.
Harrisonburg	6/11/2022	1/26/2012	10.4	F	W	stepparent mother	Physical Neglect Physical Neglect	The family was previously the subject of two Family Assessments and one Ongoing case. Services were provided.	Child was found unresponsive in the home. Cause of death is acute methadone and Diphehydramine intoxication.
Augusta	6/18/2022	6/10/2020	2.0	F	W	stepparent	Physical Abuse	Between 2017 and 2022, the family was the subject of four Family Assessments due to concerns of physical neglect and physical abuse of the decedent and older siblings. Services were provided.	Child was found unresponsive. Cause of death is complications of multiple blunt force injuries.
Culpeper	6/14/2022	2/7/2007	15.4	F	W	mother	Medical Neglect	Between 2021 and 2022, the family was the subject of two Family Assessments and one Ongoing case due to allegations of mental abuse and physical abuse of the decedent. Services were provided.	Child was found unresponsive in the home. Cause of death is acute doxepin intoxication.
Fairfax County	6/22/2022	7/28/2021	0.9	F	AA	father	Physical Abuse	None.	Child was found unresponsive in the home. Cause of death is fentanyl intoxication.
Prince William	6/23/2022	10/10/2020	1.7	M	AA	mother	Physical Neglect	Between 2016 and 2022, the family was the subject of multiple Family Assessments, Investigations, and Ongoing cases due to concerns of physical neglect by the mother of older siblings. Services were provided.	Child found unresponsive in the home. Cause of death is fentanyl overdose.
Chesterfield	6/25/2022	10/30/2020	1.7	F	AA	mother mother's paramour	Physical Neglect Medical Neglect	In 2021, the family was the subject of one Family Assessment and one Investigation regarding physical neglect by the mother. Services were provided.	Child was brought to the hospital unresponsive. Cause of death is fentanyl, cocaine, and tramadol toxicity.
Norton	6/29/2022	3/29/2022	0.3	M	W	mother	Physical Neglect	In March 2022, a Family Assessment was open following the decedent's birth due to alcohol exposure in utero. Services were provided.	Child was found unresponsive in the home. Cause of death is SUID associated with co-sleeping and interstitial pneumonitis.
Chesterfield	6/28/2022	1/1/2021	1.5	M	W	father	Physical Neglect	None.	Child was found unresponsive in the home. Cause of death is hyperthermia.

B. TABLE OF CHILD DEATH INVESTIGATIONS WITH AN UNFOUNDED DISPOSITION

Locality	"Date of Death"	Date of Birth	Age (years)	Child Sex	Race	Abuser (s)	Abuse Type	Previous History	Summary (SUID stands for Sudden Unexpected Infant Death)
Shenandoah	7/2/2021	3/13/2021	0.3	M	W	Mother Father	Physical Neglect Physical Neglect	No	Child was found unresponsive in the home. Cause of death is SUID associated with an unsafe sleep environment.
Portsmouth	7/2/2021	1/12/2021	0.5	F	AA	Mother	Physical Neglect	No	Child was found unresponsive in the home. Cause of death is wedging.
Charlottesville	7/2/2021	11/7/2006	14.7	M	W	Unk	Physical Abuse	No	Child was found unresponsive in the home. Cause of death was due to heart complications.
Halifax	7/6/2021	4/2/2018	3.3	M	AA	Grandmother Uncle	Physical Abuse Physical Neglect	No	Child was found unresponsive in a relative's home. Cause of death was an accidental self-inflicted gunshot wound.
Loudoun	7/13/2021	1/10/2011	10.5	M	Multi	Unk	Physical Neglect	No	Child was found unresponsive in a bath tub. Cause of death is drowning complicating fourth ventricle hydrocephalus.
Frederick	7/19/2021	4/5/2021	0.3	M	W	Mother Father	Physical Neglect Physical Neglect	Yes	Child found unresponsive in the home. Cause of death is SUID associated with unsafe sleep environment and Human Rhinovirus Infection.
Roanoke	7/19/2021	3/11/2021	0.4	M	AA	Foster Parent Father	Physical Neglect Physical Neglect	No	Child found unresponsive in the home. Cause of death is suffocation.
Virginia Beach	7/25/2021	3/13/2021	0.4	F	Multi	Mother Father	Physical Neglect Physical Neglect	No	Child found unresponsive in the home. Cause of death is SUID associated with possible asphyxia due to unsafe feeding surface.
Virginia Beach	7/28/2021	7/5/2021	0.1	F	Asian	Mother Father	Physical Neglect Physical Neglect	No	Child was found unresponsive in the home. Cause of death is SUID.
Spotsylvania	7/30/2021	8/30/2016	4.9	F	W	Mother Father	Physical Neglect Physical Neglect	No	Child was found unresponsive in a neighbor's pool. Cause of death is drowning.
Fairfax City	7/31/2021	7/15/2021	0.0	F	AA	Mother	Physical Neglect	No	Child was born and passed away in the hospital. Cause of death is septic shock.
Roanoke	8/2/2021	5/6/2013	8.2	M	Unk	Unknown	Physical Abuse	No	Child was found unresponsive in the home. Cause of death was a gunshot wound to the chest.
Stafford	8/3/2021	8/3/2021	0.0	M	AA	Mother	Physical Neglect	No	Child was found unresponsive in the mother's jail cell. Cause of death is acute chorioamnionitis and funisitis (placenta/umbilical cord infection).
Amherst	8/9/2021	2/9/2021	0.5	M	W	Mother Grandmother	Physical Neglect Physical Neglect	Yes	Child was found unresponsive in the home. Cause of death is undetermined.
Fairfax County	8/10/2021	10/3/2015	5.9	M	W	Father	Physical Neglect	No	Child was found unresponsive after being left in the family's vehicle.
Prince William	8/5/2021	7/10/2020	1.1	M	W	Mother Mother's Paramour	Physical Neglect Physical Neglect	Yes	Child passed away in the hospital. It was later determined that the child had a condition with a high mortality rate in infants and toddlers.
Danville	8/19/2021	5/27/2021	0.2	M	Multi	Mother Mother's Paramour	Physical Neglect Physical Neglect	Yes	Child was found unresponsive in a hotel room. Cause of death is undetermined.
Fairfax County	8/12/2021	11/8/2007	13.8	F	Multi	Mother Father	Physical Neglect Physical Neglect	No	Child became unresponsive in the home. Cause of death is not documented.

B. TABLE OF CHILD DEATH INVESTIGATIONS WITH AN UNFOUNDED DISPOSITION

continued

Locality	"Date of Death"	Date of Birth	Age (years)	Child Sex	Race	Abuser (s)	Abuse Type	Previous History	Summary (SUID stands for Sudden Unexpected Infant Death)
Richmond City	8/28/2021	5/31/2021	0.2	M	AA	Mother	Physical Neglect	No	Child was found unresponsive in the home. Cause of death is sudden unexpected infant death with unsafe bed/bedding and co-sleeping.
Augusta	9/1/2021	5/24/2021	0.3	M	W	Mother Other	Physical Neglect Physical Neglect	No	Child was found unresponsive in the home. Cause of death was undetermined.
Lynchburg	9/4/2021	8/25/2021	0.0	M	W	Mother Father	Physical Neglect Physical Neglect	No	Child was found unresponsive in the home. Cause of death was accidental suffocation.
Bath	9/3/2021	9/3/2021	0.0	F	W	Mother	Physical Neglect	Yes	Child became unresponsive following a home birth. An autopsy was not completed.
Henry	9/7/2021	2/25/2007	14.5	M	W	Mother Stepparent	Physical Neglect Physical Neglect	No	Child was found unresponsive in the home. Cause of death was a self-inflicted gunshot wound.
Newport News	9/13/2021	1/5/2021	0.7	M	W	Mother	Physical Neglect	No	Child was found unresponsive in the home. Cause of death is undetermined.
Norfolk	9/16/2021	7/21/2021	0.2	F	AA	Mother	Physical Neglect	No	Child was found unresponsive in the home. Cause of death is SUID associated with possible asphyxia due to unsafe sleep, prior blunt force trauma to head, and small size.
Chesapeake	9/15/2021	8/19/2021	0.1	M	AA	Mother Father	Physical Abuse Physical Abuse	Yes	Child was found unresponsive in the home. Cause of death is SUID associated with unsafe sleep and prematurity with twin gestation.
Portsmouth	9/15/2021	8/31/2021	0.0	F	AA	Mother Father	Physical Neglect Physical Neglect	No	Child was found unresponsive in the home. Cause of death is SUID associated with unsafe sleep, human respiratory syncytial virus group B, and small size.
Chesapeake	9/24/2021	11/14/2019	1.9	M	AA	Mother Father Unknown	Physical Abuse Physical Abuse Physical Abuse	Yes	Child was found unresponsive in the home. Cause of death is natural.
Hampton	9/26/2021	7/27/2021	0.2	M	AA	Mother	Physical Neglect	No	Child was found unresponsive in a reative's home. Cause of death is SUID associated with possible asphyxia, evidence of kidney dysfunction, and history of prematurity and intra-uterine growth restriction.
Gloucester	9/28/2021	8/21/2021	0.1	M	AA	Mother	Physical Neglect	No	Child was found unresponsive in the home. Cause of death is SUID associated with unsafe sleep, respiratory infection, focal subdural hemorrhage consistent with birth injury, and possible posterior urethral valve.
Portsmouth	10/2/2021	9/15/2021	0.0	M	Multi	Unknown	Physical Abuse	Yes	Child was found unresponsive in the home. Cause of death is SUID associated with respiratory syncytial virus (RSV) infection.
Warren	10/1/2021	7/25/2021	0.2	F	W	Mother Father	Physical Neglect Physical Neglect	No	Child was found unresponsive in the home. Cause of death is SUID associated with unsafe sleep.
Wise	10/1/2021	10/1/2021	0.0	M	W	Mother Father	Physical Neglect Physical Neglect	Yes	Child was delivered stillborn.
Chesapeake	10/9/2021	8/23/2006	15.1	F	W	Mother	Physical Neglect	No	Child was found unresponsive in the home. Cause of death is ruptured anterior cerebral artery aneurysm.
Henry	10/8/2021	8/16/2021	0.1	M	W	Mother	Physical Neglect	Yes	Child passed away in the hospital following birth. No autopsy was completed.

B. TABLE OF CHILD DEATH INVESTIGATIONS WITH AN UNFOUNDED DISPOSITION

continued

Locality	"Date of Death"	Date of Birth	Age (years)	Child Sex	Race	Abuser (s)	Abuse Type	Previous History	Summary (SUID stands for Sudden Unexpected Infant Death)
Pittsylvania	10/10/2021	12/7/2019	1.8	F	W	Mother Father	Physical Neglect Physical Neglect	Yes	Child was found unresponsive in the home. Cause of death is an acute asthma exacerbation.
Augusta	10/18/2021	9/30/2021	0.1	F	W	Mother Father	Physical Neglect Physical Neglect	Yes	Child was found unresponsive in the home. Cause of death is accidental suffocation due to co-sleeping.
Stafford	10/18/2021	7/31/2021	0.2	M	AA	Mother Father	Physical Neglect Physical Neglect	No	Child found unresponsive in the home. Cause of death is congenital small bowel syndrome associated with prematurity and COVID-19 infection.
Lunenburg	10/25/2021	7/8/2021	0.3	F	W	Child care worker-unreg Child careworker-unreg	Physical Neglect Physical Neglect	No	Child was found unresponsive in the childcare provider's home. Cause of death is SUID associated with unsafe bedding and positioning.
Suffolk	11/5/2021	6/20/2019	2.4	M	AA	Mother	Physical Neglect	Yes	Child was found unresponsive in the home. Cause of death is complications of very long chain acyl-CoA dehydrogenase deficiency (VCLAD).
Prince William	11/6/2021	8/14/2021	0.2	F	Multi	Mother	Physical Neglect	No	Child was found unresponsive in the home. Autopsy report not documented.
James City	11/9/2021	10/8/2021	0.1	M	W	Father	Physical Neglect	No	Child was found unresponsive in the home. Cause of death was due to unsafe sleep practices.
Fluvanna	11/11/2021	10/15/2021	0.1	F	W	Mother	Physical Neglect	No	Child was found unresponsive in the home. Cause of death is SUID associated with co-sleeping and unsafe sleep surface.
Clarke	11/15/2021	7/5/2018	3.4	M	W	Other	Physical Neglect	No	Child was found unresponsive in the home. Cause of death is accidental self-inflicted gunshot wound.
Henrico	11/18/2021	10/16/2021	0.1	F	AA	Other	Physical Neglect	Yes	Child was found unresponsive in the home. Cause of death is SUID associated with unsafe bed/bedding, positioning, and co-sleeping.
Goochland	11/23/2021	5/14/2008	13.5	F	W	Mother Father	Physical Neglect Physical Neglect	Yes	Child was found unresponsive in the home. Autopsy report not documented.
Newport News	11/30/2021	6/7/2021	0.5	F	AA	Mother	Physical Neglect	No	Child was found unresponsive in the home. Cause of death is SUID associated with unsafe sleep and rhinovirus infection.
Augusta	12/5/2021	5/15/2021	0.6	M	W	Mother Father	Physical Neglect Physical Neglect	No	Child was found unresponsive in the home. Cause of death is accidental suffocation.
Washington	12/3/2021	6/9/2021	0.5	M	Asian	Father	Physical Neglect	No	Child was found unresponsive in the home. Cause of death is undetermined.
James City	12/9/2021	6/14/2021	0.5	M	AA	Sibling	Physical Neglect	Yes	Child was found unresponsive in the home. Autopsy report not documented.
Petersburg	12/11/2021	10/27/2021	0.1	M	AA	Mother Father	Physical Neglect Physical Neglect	No	Child was found unresponsive in the home. Cause of death is SUID.
Augusta	12/18/2021	8/21/2021	0.3	M	Multi	Mother	Physical Neglect	Yes	Child was found unresponsive in the home. Cause of death is SUID associated with an unsafe sleep environment.
Petersburg	12/31/2021	6/27/2021	0.5	M	AA	Mother	Physical Neglect	Yes	Child was found unresponsive in the home. Cause of death is Acute Bronchiolitis associated with Human Metapneumovirus infection and prematurity.

B. TABLE OF CHILD DEATH INVESTIGATIONS WITH AN UNFOUNDED DISPOSITION

continued

Locality	"Date of Death"	Date of Birth	Age (years)	Child Sex	Race	Abuser (s)	Abuse Type	Previous History	Summary (SUID stands for Sudden Unexpected Infant Death)
Lynchburg	1/3/2022	12/15/2021	0.1	F	Multi	Mother	Physical Neglect	Yes	Child was found unresponsive in the home. Cause of death is SUID associated with co-sleeping and prematurity.
Roanoke	1/1/2022	8/30/2021	0.3	F	W	Mother	Physical Neglect	No	Child was found unresponsive in the home. Cause of death is SUID associated with co-sleeping.
Chesapeake	1/15/2022	12/31/2021	0.0	F	AA	Mother	Physical Neglect	No	Child was found unresponsive in the home. Cause of death is SUID associated with co-sleeping.
Carroll	1/16/2022	9/1/2021	0.4	F	W	Mother Father	Physical Neglect Physical Neglect	No	Child was found unresponsive in the home. Cause of death was accidental suffocation due to co-sleeping.
Buckingham	1/22/2022	1/12/2022	0.0	F	Multi	Father	Physical Abuse	No	Child was found unresponsive in the home. Cause of death is SUID associated with an unsafe sleep environment.
Lynchburg	1/23/2022	9/2/2021	0.4	F	W	Mother	Physical Neglect	No	Child was found unresponsive in the home. Cause of death is accidental asphyxia.
Albemarle	2/2/2022	10/5/2021	0.3	F	W	child care worker-unreg	Physical Neglect	No	Child was found unresponsive in her car seat. Cause of death is complication from COVID-19.
Roanoke	2/7/2022	2/3/2022	0.0	M	Multi	Mother Father	Physical Neglect Physical Neglect	Yes	Child was found unresponsive in the home. Cause of death is SUID associated with co-sleeping.
Chesapeake	2/7/2022	3/22/2021	0.9	M	W	Child care worker-unreg	Physical Neglect	No	Child was found unresponsive in the babysitter's home. Cause of death is SUID associated with laboratory evidence of COVID-19.
Virginia Beach	2/11/2022	11/15/2021	0.2	M	W	Father	Physical Neglect	No	Child was found unresponsive in the home. Cause of death is SUID associated with healing rib fractures and unsafe sleep.
Augusta	2/11/2022	2/11/2022	0.0	M	W	Mother	Physical Abuse	Yes	Child was unresponsive immediately following birth. Cause of death is intrauterine fetal demise.
Prince George	2/13/2022	6/14/2019	2.7	M	W	Mother Mother's Paramour	Physical Abuse	Yes	Child was found unresponsive in the home. Cause of death is undetermined.
Lynchburg	2/15/2022	10/5/2021	0.4	F	AA	Mother Father	Physical Neglect Physical Neglect	Yes	Child was found unresponsive in the home. Cause of death is SUID associated with an unsafe sleep environment.
Clarke	2/19/2022	9/15/2021	0.4	F	W	Mother Father	Physical Abuse Physical Abuse	No	Child was found unresponsive in the home. Cause of death was SUID.
Norfolk	2/24/2022	9/10/2021	0.5	F	AA	Mother	Physical Neglect	No	Child was found unresponsive in the home. Cause of death is SUID associated with possible asphyxia due to unsafe sleep.
Craig	2/28/2022	10/26/2007	14.3	F	Multi	Other Other	Physical Neglect Physical Neglect	Yes	Child was found unresponsive in a friend's home. Cause of death is combined oxycodone, hydromorphone, and gabapentin toxicity.
Petersburg	3/1/2022	1/15/2022	0.1	F	AA	Mother	Physical Neglect	No	Child was found unresponsive in the home. Cause of death is SUID associated with an unsafe sleep surface and co-sleeping.
Pittsylvania	3/6/2022	1/26/2005	17.1	F	W	Mother Father	Mental Abuse Mental Abuse	Yes	Child was found unresponsive in the home. Cause of death is a self-inflicted gunshot wound.
Norfolk	3/8/2022	1/3/2022	0.2	M	AA	Mother	Physical Neglect	Yes	Child was found unresponsive in the home. Cause of death is SUID associated with co-sleeping in an adult bed, premature birth, and small size for age.

B. TABLE OF CHILD DEATH INVESTIGATIONS WITH AN UNFOUNDED DISPOSITION

continued

Locality	"Date of Death"	Date of Birth	Age (years)	Child Sex	Race	Abuser (s)	Abuse Type	Previous History	Summary (SUID stands for Sudden Unexpected Infant Death)
Shenandoah	3/10/2022	1/20/2020	2.1	M	Multi	Other	Physical Abuse	Yes	Child was found unresponsive in the home. Cause of death is undetermined.
Spotsylvania	3/13/2022	3/16/2021	1.0	M	AA	Father	Physical Neglect	No	Child was found unresponsive in the home. Cause of death is asphyxia due to overlay and unsafe sleep.
Rockingham	3/13/2022	12/16/2021	0.2	M	AA	Mother Father	Physical Neglect Physical Neglect	No	Child was found unresponsive in the home. Cause of death is SUID associated with co-sleeping.
Lynchburg	3/18/2022	8/26/2021	0.6	M	AA	Mother	Physical Neglect	No	Child was found unresponsive in the home. Cause of death is SUID associated with an unsafe sleep environment and SARS-Sov-2 infection.
Prince William	3/18/2022	1/27/2022	0.1	M	AA	Unknown	Physical Neglect	No	Child was found unresponsive in the home. Cause of death was SUID.
Henrico	4/4/2022	2/26/2022	0.1	F	AA	Mother	Physical Neglect	No	Child was found unresponsive in the home. Cause of death is SUID associated with unsafe positioning and co-sleeping.
Richmond City	4/6/2022	12/31/2021	0.3	M	AA	Mother Father	Physical Neglect Physical Abuse	No	Child was found unresponsive in the home. Cause of death is SUID associated with an unsafe sleep surface and co-sleeping.
Newport News	4/9/2022	12/4/2007	14.3	M	AA	Mother	Physical Neglect	No	Child was found unresponsive in the home. Cause of death is Diabetic Ketoacidosis due to Type I diabetes.
Smyth	4/15/2022	2/1/2014	8.2	M	W	Grandmother	Physical Neglect	No	Child was found unresponsive in the home after a housefire. Cause of death is smoke inhalation.
Newport News	4/18/2022	12/9/2021	0.4	F	AA	Other	Physical Neglect	Yes	Child was found unresponsive in a neighbor's home. Cause of death is SUID associated with co-sleeping in an adult bed and respiratory infection.
Norfolk	4/20/2022	2/28/2021	1.1	F	AA	Mother	Physical Neglect	No	Child was found unresponsive in the home. Cause of death is Sudden Unexplained Death in Childhood associated with unsafe sleep.
Fauquier	4/20/2022	4/3/2020	2.0	M	W	Sibling Sibling	Physical Neglect Physical Neglect	No	Child was found unresponsive in a pond. Cause of death is drowning.
Lynchburg	4/26/2022	2/15/2022	0.2	M	AA	Mother	Physical Neglect	Yes	Child was found unresponsive in the home. Cause of death is SUID associated with co-sleeping.
Roanoke Co.	4/27/2022	4/24/2022	0.0	F	AA	Mother Father	Physical Neglect Physical Neglect	No	Child was found unresponsive in the home. Cause of death is SUID in the setting of a coronary artery anomaly.
Fauquier	5/7/2022	1/1/2022	0.4	M	W	Mother	Physical Abuse	No	Child was found unresponsive in a family friend's home. Cause of death is SUID.
Newport News	5/6/2022	3/22/2022	0.1	M	AA	Mother	Physical Abuse	No	Child was found unresponsive in the home. Cause of death is SUID associated with intrauterine growth retardation and mild prematurity.
Waynesboro	5/9/2022	12/27/2021	0.4	F	W	Father Grandmother	Physical Neglect Physical Neglect	Yes	Child was found unresponsive in the home. Cause of death is SUID.
Norfolk	5/12/2022	3/25/2022	0.1	F	AA	Mother	Physical Neglect	No	Child was found unresponsive in the home. Cause of death is SUID associated with prone positioning and soft bedding.
Virginia Beach	5/14/2022	12/29/2021	0.4	F	W	Mother Mother's Paramour	Physical Neglect Physical Neglect	No	Child found unresponsive in a relative's home. Cause of death is undetermined.
Franklin Co.	5/26/2022	4/17/2022	0.1	F	W	Mother Father	Physical Neglect Physical Neglect	No	Child was found unresponsive in the home. Cause of death is complications of aortic coarctation.

B. TABLE OF CHILD DEATH INVESTIGATIONS WITH AN UNFOUNDED DISPOSITION

continued

Locality	"Date of Death"	Date of Birth	Age (years)	Child Sex	Race	Abuser (s)	Abuse Type	Previous History	Summary (SUID stands for Sudden Unexpected Infant Death)
Newport News	5/31/2022	4/8/2022	0.1	M	W	Father Mother	Physical Neglect Physical Neglect	Yes	Child was found unresponsive in the home. Cause of death is SUID associated with unsafe sleep environment.
Newport News	6/1/2022	4/26/2022	0.1	M	Multi	Mother Father	Physical Neglect Physical Neglect	Yes	Child was found unresponsive in a hotel room. Cause of death is SUID.
Giles	6/8/2022	12/1/2013	8.5	M	W	Mother Father	Physical Neglect Physical Neglect	No	Child was found unresponsive in a river. Cause of death is drowning.
Virginia Beach	6/8/2022	7/23/2019	2.9	M	AA	Mother	Physical Neglect	No	Child was found unresponsive in the family's pool. Cause of death is drowning.
Danville	5/30/2022	1/5/2022	0.4	M	AA	Mother Father	Physical Neglect Physical Neglect	Yes	Child was found unresponsive in the home. Cause of death is SUID associated with unsafe sleep and viral respiratory infection.
Lynchburg	6/12/2022	5/24/2022	0.1	F	AA	Mother	Physical Neglect	No	Child was found unresponsive in the home. Cause of death is accidental suffocation.
Franklin	6/21/2022	2/8/2022	0.4	M	AA	Mother Father	Physical Abuse Physical Abuse	No	Child was found unresponsive in the home. Cause of death is undetermined.
Portsmouth	6/27/2022	4/2/2022	0.2	M	W	Father	Physical Neglect	No	Child was found unresponsive in the home. Cause of death is SUID associated with unsafe sleep surface and viral respiratory infection.
Tazewell	6/30/2022	3/20/2022	0.3	M	AA	Mother	Physical Neglect	No	Child was found unresponsive in the home. Cause of death is SUID associated with co-sleeping.